


# Prepare with Pedro!

TORNADO 



American  
Red Cross



Hi! I'm Pedro!  
I'm learning how  
to prepare for  
emergencies.



Prepare means “get ready.”

You get ready for things all the time — like when you put on a jacket and grab an umbrella to get ready for a rainy day.

I want to be ready for any emergency, so I'm learning how to stay safe when emergencies happen.



You can prepare  
for emergencies, too!  
Just follow me!



**Important words to know: TORNADO, TORNADO WATCH, TORNADO WARNING, SAFE PLACE, SAFE POSITION**



**Pedro was playing hide-and-seeK with his friends, Amelia and Elijah. When he saw Amelia, she was on the ground, facing down, and curled up in a ball with her hands over her head.**

**“I found you Amelia! What are you doing?” Pedro asked.**

**“I’m practicing for a tornado. We learned this during our tornado drill at school yesterday!” Amelia said.**

**“What’s a tornado?” Pedro asked.**



**“TORNADOES** have strong winds that can cause a lot of damage to things in their paths. This is what a tornado can look like. They can be dangerous, but we learned ways to help stay safe,” Amelia answered.



**“Wow,”** said Pedro, **“how do I know when a tornado is coming, and what should I do if it is happening near me?”**



“You’ll know a tornado is coming because there will be a tornado watch,” said Elijah. “A **TORNADO WATCH** means a tornado may happen in your area. You will hear about a tornado watch by listening to the radio, watching TV, getting a cell phone alert, or from a grown-up!”




“Most importantly, **YOU** can watch for signs of a tornado,” added Amelia, “like a cone-shaped cloud coming down to the ground, a loud roar that sounds like a train, or even a change in the color of the sky to dark green.”

“What should I do if there is a tornado watch?” asked Pedro.







**“BE PREPARED!”** answered Elijah. **“Wherever you are, know where the **SAFE PLACE** is for you usually it’s a room inside, on the lowest level or basement, away from windows. If you are in a mobile home or outside at the park, find a sturdy building nearby you can go to instead. You also want to listen for updates on the radio or phone in case there is a tornado warning.”**

**“What is a tornado warning?”**  
asked Pedro.





“A **TORNADO WARNING** means a tornado is in your area,” answered Amelia. “You will know there’s a tornado warning from the radio, TV, phone, or an adult. In our town, we have a loud siren that goes off we hear it being tested once a month! Remember that even if you don’t hear a warning, you might still see signs of a tornado!”

“Once I know there is a tornado warning, what should I do?” asked Pedro.



“When there is a tornado warning, it’s time to **TAKE ACTION!** First, you need to go to the safe place!”



**“Once you’re in your safe place, you need to get in your **SAFE POSITION!**”** Elijah and Amelia both curled up in a ball on the ground. **“Kneel down and bend over as tight as a ball, with your hands over your head to protect yourself from anything that could blow around from the wind. “Remember,”** added Elijah, **“some people might need extra help getting in position. Stay in this position until the tornado goes away. Give it a try, Pedro!”**



**Pedro curled up in a ball with his flippers over his head. “After the storm is over, ask an adult if the area is safe before you leave your safe place – things may have broken that can hurt you!”**

**“Wow, you both learned so much about tornadoes at school. Thank you for sharing with me!”**






## **A FEW WEEKS LATER...**

**Pedro saw a weather report on his TV announcing a tornado watch in his area.**



**“I know what to do!” he shouted,  
“It’s time to be prepared!”**



**Pedro was in his home, which doesn’t have a basement. He remembered the safest room for him is the coat closet on the ground floor. He brought his radio downstairs, so he could keep listening for weather alerts and be ready to go into his safe place if there was a tornado warning.**



**Suddenly, the phone beeped with an alert! The notice said there was a tornado warning for the next few minutes.**

**Pedro remembered what he had practiced. He went into the ground floor closet and got into his safe position. He stayed calm by taking a few slow, deep breaths just as he had practiced.**



**After 15 minutes had passed, Pedro heard on the radio that the tornado warning was over.**


**“Phew! I’m so glad I know how to be prepared and take action in case of a tornado!”**




# Chill Out with Pedro!



Wow!  
Practicing for emergencies is exciting. But it makes me feel nervous, too. So I take big, slow breaths to calm down.



Breathe in slowly through your nose, like me.



Then breathe out slowly through your mouth.

After just five or six breaths, I feel better and start to relax. Try it yourself and see!





# Grownups -

We hope that your child has enjoyed learning how to prepare for an emergency! To learn more, please visit: [www.redcross.org/prepare](http://www.redcross.org/prepare) and [www.ready.gov/kids](http://www.ready.gov/kids).



## Pedro's Safety Checklist

- Make a family emergency plan that everyone understands.
- Make a family emergency supplies kit and keep it updated.
- Start saving for an emergency fund.

**Did you know that home fires affect more homes in the U.S. than all other emergencies combined?**

- Practice your home fire escape drill - be sure you can get outside in 2 minutes or less!
- Test all smoke alarms once a month.



American  
Red Cross



FEMA