

GET YOUR PET RED CROSS READY

Name: _____

Create an “EMERGENCY PET KIT” in case of an emergency.
Circle items to include in your kit.



Pet I.D.



Pet Food



Blanket / Towel



Pet Crate / Carrier



Collar, Leash, Toys / Treats



Cleaning Supplies



Crayons



First Aid / Medication



Can Opener



Candy



Veterinary Information











Water

Keep your pet information on hand.

| | |
|-----------------------------|--|
| Pet's Name(s) | |
| Type(s) of Animal | |
| Favorite Food/Treats | |
| Favorite Toy | |
| Special Needs | |
| Veterinarian's Name | |

PET POINTERS FOR WHEN DISASTER STRIKES

-  Bring your pet indoors before a disaster.
-  Keep your pet in a safe area protected from breaking glass, wind and noise.
-  Keep your pet in a crate to help them relax.
-  If your home is not safe for you, it's not safe for your pet.
-  Have your “Emergency Pet Kit” ready if you have to evacuate to a pet-friendly shelter.
-  Make sure your pet is micro-chipped to help with reunification should you get separated.
-  Attach a copy of your family emergency plan to your pet crate or carrier in case you become separated.
-  Tune in to radio and television reports for your nearest pet-friendly shelter and instructions from emergency officials.



Download the FREE Red Cross Pet First Aid Mobile App! Text "GETPET" to 90999 or search "Red Cross Pets" in the Apple App Store, Google Play or Amazon Marketplace.

For more information, visit redcross.org/hawaii



American Red Cross
Hawaii State Chapter