

Prepare with Pedro!

FLOOD 




FEMA

P-2381 / Aug 2024



American
Red Cross



¡Hola! ¡Soy Pedro!
Estoy aprendiendo
a prepararme para
las emergencias.



Prepararse significa “estar listo.”

Uno se prepara para distintas cosas
todo el tiempo, como cuando te pones
un abrigo y agarras un paraguas para
alistarte para un día lluvioso.

Quiero estar listo para cualquier
emergencia, por eso estoy aprendiendo
cómo mantenerme a salvo cuando
ocurra una emergencia.



¡Tú también te
puedes preparar
para las emergencias!
¡Solo sígueme!

Important words to know: **FLOOD, FLOOD WATCH, EVACUATE, FLOOD WARNING, FLASH FLOOD, "TURN AROUND, DON'T DROWN"**



Pedro was playing outside with his friends, Martin and Matthew, when it began to rain. They went inside and found Martin and Matthew's parents looking at a map.



"Are we going on a trip?" asked Martin.

"We are making plans in case we have to leave our home because of a flood," his dad replied.

"What's a flood?" asked Pedro.

“A **FLOOD** happens when a lot of water flows onto land that is normally dry,” replied Martin’s mom. “Flooding can happen when there’s a lot of rain or a creek or river overflows.”

“How do I know there will be a flood?” asked Pedro.



“There will be a flood watch. A **FLOOD WATCH** means a flood might happen, so we need to be prepared. You’ll hear about it on the TV, radio, through a phone alert or from a grown-up,” said Matthew.




“What should I do when there’s a flood watch?” asked Pedro.

“You should **BE PREPARED** in case a flood comes,” replied Martin’s mom.

“We are checking the emergency kit in the car so we’ll have the supplies we need if we have to leave. We’ll be sure to bring extra clothes, blankets, diapers for Lorena, water, food and some extra money.”

“Can I bring my ball?” asked Pedro.

“Yes! You should bring some things you can play with like your favorite book, game or toy,” Martin’s mom replied.



"If there is a flood, you might need to **TAKE ACTION** and evacuate. **EVACUATE** means to go to a safer place," said Martin.

"How will I know if I need to evacuate?" asked Pedro.



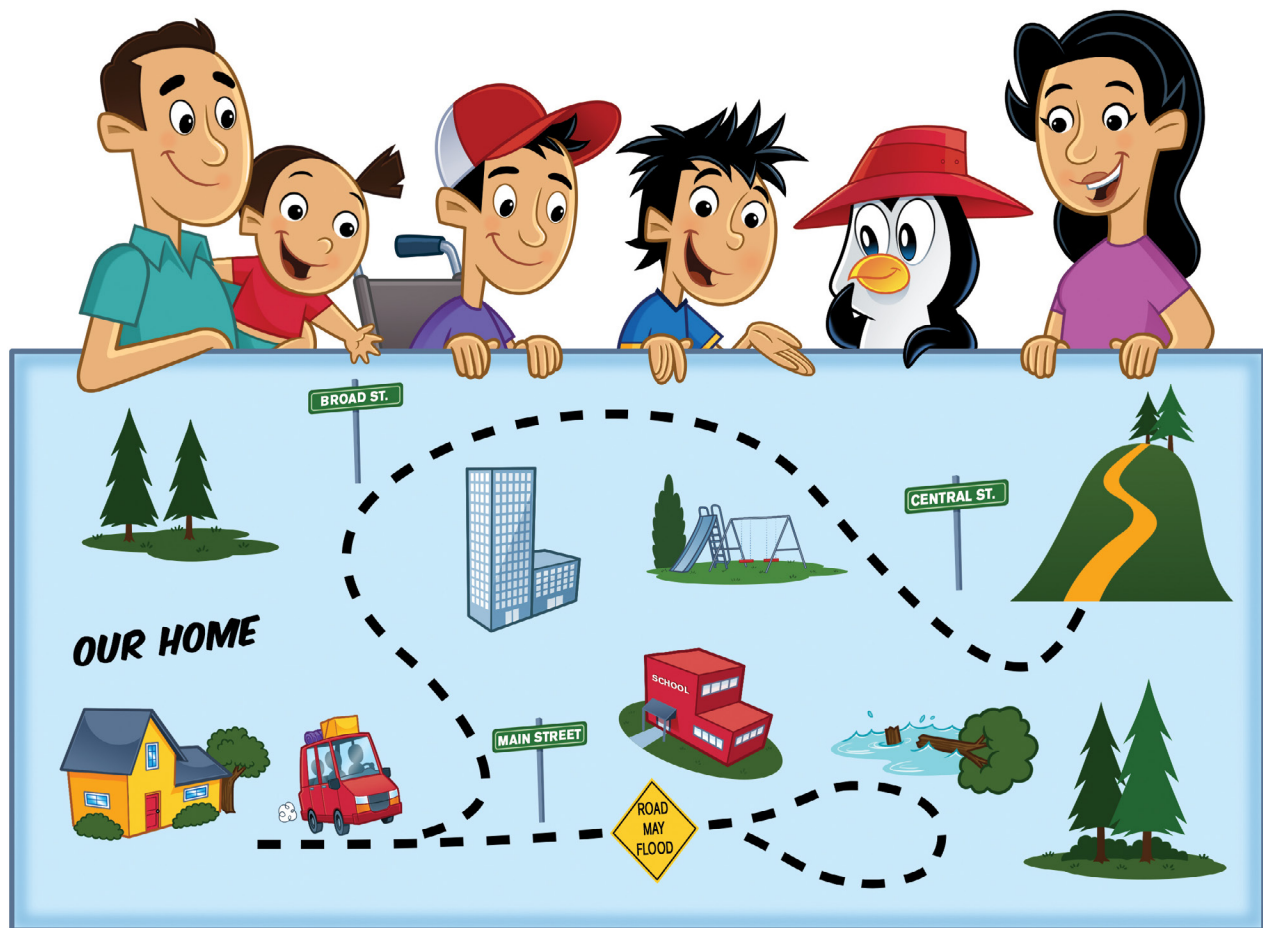
"You will know because there will be a flood warning.

A **FLOOD WARNING** means flooding is happening in your area!

A safe place could be a higher floor if you are in a tall building or somewhere nearby that you can easily get to that's on higher ground," Matthew said.

“Sometimes a different kind of flood, called a **FLASH FLOOD**, can happen without warning and you have to act very quickly,” said Matthew. “That’s why it’s important to be prepared.”

“Our home is in an area that floods easily. So, if we have to evacuate, we want to find many different ways out of our neighborhood to get to higher ground where we will be safer,” said Martin.



“Why can’t you just get out the way you usually do?” asked Pedro.

“Streets may be filled with water, and it’s never safe to drive into it!” replied Martin.



“Whenever you see flood water, **TURN AROUND, DON’T DROWN!**” said Martin. “Whether you’re in a car or walking, it’s always safer to stay away from the water.”

“Well, I’m a good swimmer,” said Pedro. “I could swim across!”



“No way!” said Martin. “Playing or swimming in flood water can make you sick or could hurt you. The water can be full of unsafe things that you can’t see. It’s better to stay far away!”



“After a flood, you can get updates from the local radio, TV, a cell phone or a grown-up to know when it is safe to return home.

It’s important to not return home until it’s safe.” said Martin.



“Also, if your toys or clothes get wet in a flood, it’s important to let an adult inspect them before you try to touch them,” Martin’s mom added.

“Wow, there’s so much to learn about flood safety,” Pedro said.

“Thank you for teaching me.”

A few weeks later...


Pedro was sitting at home and noticed it was raining a lot. He turned on the TV and saw there was a flood watch.

“I know what to do!” said Pedro.

“I’m so glad I’m already prepared!”



Pedro found his emergency kit and added some fresh snacks and drinking water. Using his map of the city, Pedro reviewed the routes he had planned to get to higher ground.




Later that day, the news announcer said the flood watch had been canceled. “Phew! I didn’t have to evacuate this time, but I’m so glad I learned how to help stay safe!” said Pedro.


Chill Out with Pedro!



Wow!
Practicing for emergencies is exciting. But it makes me feel nervous, too. So I take big, slow breaths to calm down.



Breathe in slowly through your nose, like me.




Then breathe out slowly through your mouth.

After just five or six breaths, I feel better and start to relax. Try it yourself and see!



Dear Grown-ups,

We hope that your child has enjoyed learning how to prepare for an emergency! To learn more, please visit: redcross.org/youthprep and ready.gov/kids.



Pedro's Safety Checklist

- ☐ Make a household emergency plan that everyone understands.
- ☐ Make a household emergency supplies kit and keep it updated.
- ☐ Start saving for an emergency fund.

Did you know that there are nearly 350,000 home fires each year in the United States? That's nearly 1,000 each and every day!

- ☐ Practice your home fire escape drill — be sure you can get outside in 2 minutes or less!
- ☐ Test all smoke alarms once a month.



**American
Red Cross**



FEMA

The Prepare with Pedro: Hurricane book is a publication created by the American Red Cross in partnership with the Federal Emergency Management Agency's Individual and Community Preparedness Division.

© 2023 by The American Red Cross. The Red Cross emblem and the American Red Cross name are trademarks of The American National Red Cross and protected by various national statutes. © 2018, 2023 by The Federal Emergency Management Agency. The FEMA Family characters, DHS Seal, FEMA Logo are properties of the Department of Homeland Security and are licensed for use herein.