



American Red Cross
Hawaii

Be Red Cross Ready

- **Get a Kit**
- **Make a Plan**
- **Be Informed**



Get a Kit



Disaster Emergency Kit

Have 14-days' worth of supplies at home to shelter in place or in a compact portable container to take to a shelter. If you live or work within a Tsunami Evacuation Zone, have a 4-7-day Disaster Emergency Kit that you can grab and walk out of the inundation zone.

- **Water:** 1 gallon per person per day
- **Food:** non-perishable easy-to-prepare
- **Flashlight/Radio:** NOAA Weather Radio
- **Extra batteries**
- **First aid kit**
- **Medications and medical items**
- **Manual can opener**
- **Multi-purpose tool**
- **Personal hygiene items**
- **Copies of documents:** prescriptions, proof of address, deed/lease to home, insurance policies and proof of identify
- **Cell phone with chargers**
- **Family contact information**
- **Cash**
- **Bedding supplies:** cots will not be provided in a Hurricane Evacuation Shelter or Tsunami Refuge Area
- **Change of clothes**
- **Towels**
- **Dishes**
- **Tools** to help secure and re-enter your home

You may also need:

- **Baby supplies:** bottles, baby food and diapers
- **Games and activities for children**
- **Comfort Items**
- **Pet Supplies:** collar, leash, ID, food, water, carrier, bowl and medications

Evacuation Shelters

Monitor TV news, radio and social media accounts from official sources during an emergency to see which sites are open



Make a Plan



- **Meet with your household and prepare** for emergencies that are most likely to happen where you live, work and play.
- **Identify responsibilities** for each person and work as a team.

- **If a family member needs special accommodations,** figure out how and who can help.

Plan what to do in case you are separated

Choose two places to meet:

1. Near your home in case of a sudden emergency
2. Outside your neighborhood in case you cannot return home or are asked to evacuate.

Choose an out-of-area emergency contact person:

It may be easier to text or call long distance if local phone lines are overloaded or out of service. Everyone should have emergency contact information in writing or programmed into their cell phones.


Plan how you would evacuate

Decide where you would go and what route to take. You may choose to go to a hotel, stay with friends or relatives or go to an evacuation shelter if necessary.

Practice evacuating your home twice a year. Drive your planned route and plot alternates on your map in case roads are closed.

Plan ahead for your pets by making an evacuation plan for your pets too. You may want to make arrangements with a kennel, friend or have your pet go with you to a pet friendly shelter. If the shelter does not have a pet friendly area, you can keep the pet in your vehicle.

Be Informed



Safe and Well website

An internet tool to keep loved ones connected; available

for major disasters through [redcross.org](https://www.redcross.org). People within a disaster affected area can register themselves as “safe and well” and concerned family and friends who know the person’s phone number or address can search for messages posted by those who self-register. If you don’t have internet access, call **1-800-RED-CROSS** to register yourself and your family.

Learn what disasters or emergencies can occur.

These events can range from those affecting only you and your family, like a home fire or medical emergency, to those affecting your entire community. Hawaii is at risk for many hazards including hurricanes, tsunamis, flooding, earthquakes, landslides, tornadoes and volcanic eruptions.

Stay informed by authorities during a disaster.

Local emergency agencies will broadcast through multiple media sources—local radio, TV, NOAA weather radio and social media. Civil Defense may sound sirens in your neighborhood to notify the public of a tsunami, hurricane or hazardous release. Local Civil Defense agencies have emergency alert e-mail and text services for the public.

Get Trained.



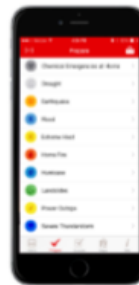
Make sure that at least one member of your household is trained in First Aid and CPR and knows how to use an

AED. Find a class near you at [redcross.org/takeaclass](https://www.redcross.org/takeaclass).

Emergency Contact Cards

Go to [redcross.org](https://www.redcross.org) and print a card or store reunification plans and each family member’s contact information on the Hurricane App or Emergency App.

Free Red Cross Apps to



- Emergency App
- First Aid /Pet First Aid App
- Hurricane App
- Earthquake App
- Tornado App
- Flood App
- Swim App

For more information, volunteer opportunities and ways to donate, call (808) 734-2101 or visit [redcross.org/Hawaii](https://www.redcross.org/Hawaii)

Important Phone Nos.


Police: Call 9-1-1 or _____

Fire Dept.: Call 9-1-1 or _____


Ambulance: Call 9-1-1 or _____

Poison Control Center: 800-222-1222

Health Care Provider: _____



Emergency Contact Card




Name: _____

Phone: _____

Home Address: _____

People to Call or Text in an Emergency



Out-of-Area Contact Person: _____

Phone: _____

Meeting Place Outside of Neighborhood: _____
